


THE DANISH REGIONS IN BRIEF

DANISH
REGIONS





CONTENTS

PREFACE

Regional Councils	5
Regions	7
Tasks and Finances	11
• Health	13
• Mental Health	18
• Social Services and Special Education	19
• Regional Development	20
• Soil Pollution	23
• Public Transport	25
Contact the Regions	27

PREFACE

On 1 January 2007, the five new regions are established: The Capital Region of Denmark, The Sealand Region, Region of Southern Denmark, Central Denmark Region, and North Denmark Region.

With this leaflet "The Danish Regions – in Brief", Danish Regions wishes to provide an overview of the tasks and finances of the five regions.



REGIONAL COUNCILS

The governing bodies of the regions are the regional councils with 41 members directly elected for four years periods. The head of the regional council is the regional council chairman who is elected by the regional council.

The first regional election was held on 15 November 2005. The Social Democratic Party became the largest party with 77 members, and 60 members were elected from the Liberal-Democratic Party. Three of the regional council chairmen are Social Democrats, and two are Liberal Democrats.

The regional council election on 15 November 2005

Region	A	B	C	F	K	O	V	Ø	L	Poll in per cent	Women		Regional Council Chairman
Capital Region of Denmark	13	5	6	3	0	3	8	3	0	65.6	18	(44%)	A
Sealand Region	14	2	3	3	0	4	13	1	1	70.4	11	(27%)	V
Region of Southern Denmark	14	1	6	2	0	3	13	1	1	71.4	14	(34%)	V
Central Denmark Region	6	2	3	2	1	2	14	1	0	72.2	14	(34%)	A
North Denmark Region	20	1	2	2	1	2	12	0	1	69.0	12	(29%)	A
Total	77	11	20	12	2	14	60	6	3	69.4	69	(34%)	-

A. The Danish Social Democratic Party. B. The Danish Social-Liberal Party. C. The Conservative Party. F. The Socialist People's Party K. The Christian Democratic Party. O. The Danish People's Party. V. Venstre. Denmark's Liberal Democratic Party. Ø. The Danish Red-Green Alliance. L. Local lists

Source: Statement made by Danish Regions

REGIONS

The new regions include the following areas:

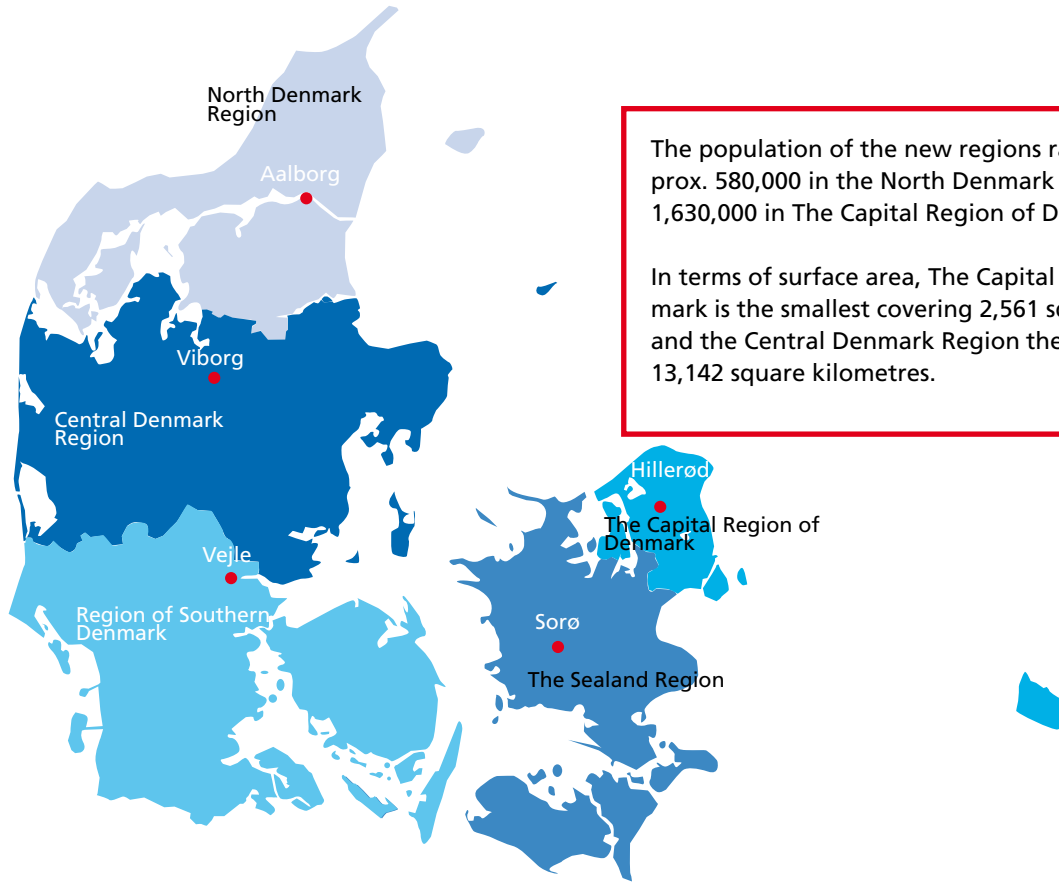
The Capital Region of Denmark: The former counties of Copenhagen and Frederiksborg, the Regional Municipality of Bornholm, the City of Copenhagen, and the City of Frederiksberg.

The Sealand Region: The former Counties of Roskilde, West Sealand, and Storstrøm.

Region of Southern Denmark: The former Counties of Ribe, South Jutland and Funen, and the southern part of the County of Vejle (9 municipalities).

Central Denmark Region: The former Counties of Ringkjøbing and Aarhus and the northern part of the County of Vejle (7 municipalities), the southern part of the County of Viborg (12 municipalities).

North Denmark Region: The former County of North Jutland, the northern part of the County of Viborg (5 municipalities) and the municipality of Mariager from the County of Aarhus.



The population of the new regions ranges from approx. 580,000 in the North Denmark Region to approx. 1,630,000 in The Capital Region of Denmark.

In terms of surface area, The Capital Region of Denmark is the smallest covering 2,561 square kilometres and the Central Denmark Region the largest covering 13,142 square kilometres.

Area and population, January 2006

Region	Population	Area sq. km.	Population per sq. km.
The Capital Region of Denmark	1.634.000	2.561	638
The Sealand Region	812.000	7.273	112
Region of Southern Denmark	1.186.000	12.191	97
Central Denmark Region	1.220.000	13.142	93
North Denmark Region	577.000	7.931	73
Entire Country	5.429.000	43.098	126

Source: Statistics Denmark, The Danish Ministry of the Interior and Health, and information from the individual regions

Note: The figures indicating area are preliminary and subject to change based on boundary adjustments

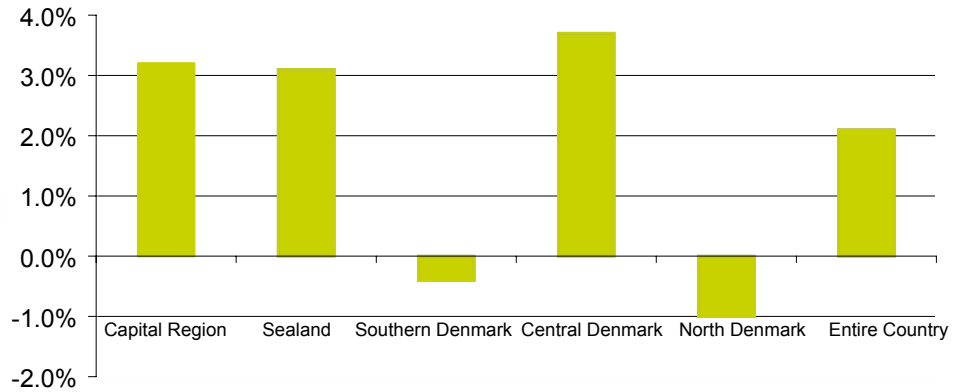
Age distribution in per cent, January 2006

Region	0-14 years	15-19 years	20-64 years	65+ years
The Capital Region of Denmark	18	5	62	15
The Sealand Region	19	6	59	16
Region of Southern Denmark	19	6	59	16
Central Denmark Region	20	6	60	14
North Denmark Region	18	6	59	16
Entire Country	19	6	60	15

Source: Statistics Denmark



Expected relative population increase 2004-2020



Source: Central Denmark Region

Note: Significant differences in the expected population growth in the individual regions may occur

TASKS AND FINANCES

The tasks of the regions include health care, operation of social and special education institutions, and regional development.

In 2007, the regions' operational expenditure will amount to approx. DKK 80 billion of which municipal co-financing constitutes approx. DKK 18 billion. The figures do not include turnover within social services and special education as this expenditure is fully financed through rate income from the municipalities. Turnover will amount to approx. DKK 4 billion.

The regions will have just above 110,000 full time employees.

The regions will be financed through contributions from the state and the municipalities, including rate payments. The economy is divided into three "boxes" – health, social services and special education, and regional development. The three areas will be financed separately and should each balance.



Regional Tasks

Health

- Somatic hospital service
- Health insurance
- Mental health treatment

Social services and special education

- Operation of institutions for exposed groups

Regional development

- Business promotion
- Tourism
- Nature and environment
- Employment
- Education and culture
- Development in remote areas and in rural districts
- Soil pollution, raw material mapping and planning
- Public transport

Regional Financing

Health

- Block grants
- State activity-related subsidy
- Local basic contribution
- Local activity-related contribution

Social services and special education

- Rate financing and objective financing

Regional development

- Block grants
- Local development contribution

Health

The regions will be responsible for the entire hospital service, including mental health treatment and health insurance. Total operational expenditure will amount to approx. DKK 76 billion in 2007.

Expenditure within the health care sector is approx. 9 per cent of the GNP (2003). Since 2000, this share has increased slightly, but it is unchanged compared to 1980. During the same period, expenditure has increased in all comparable countries and in some countries quite significantly.

Public and private health expenditure in per cent of the GNP in selected countries

Country	1980	1990	2000	2001	2002	2003
USA	8.7	11.9	13.1	13.9	14.6	15.0
Germany	8.8	8.7	10.6	10.7	10.9	11.1
Norway	7.0	7.8	7.7	8.3	9.9	<i>10.3</i>
France	...	8.6	9.3	9.5	9.7	<i>10.1</i>
The Netherlands	7.5	8.0	8.6	8.9	9.3	9.8
Sweden	9.1	8.5	8.4	8.7	9.2	...
Belgium	6.4	7.4	8.7	9.0	9.1	9.6
Denmark	9.1	8.5	8.3	8.6	8.8	9.0
New Zealand	5.9	6.9	8.0	8.2	8.2	8.1
Great Britain	5.6	6.0	7.3	7.6	7.7	...
Finland	6.4	7.9	6.7	7.0	7.2	7.4

Source: Counties in Figures and OECD DATA 2005

Note: Figures in italics are estimates

Annual activity at somatic hospital wards comprises approx. 1 million discharges, approx. 5.1 million bed days, and approx. 7.4 million outpatient visits. Average duration of hospitalisation is 4.9 days.

Key figures, somatic hospital treatment 2004 by region

Region	Discharges (1,000)	Bed days (1,000)	Average duration of hospitalisation (days)	Outpatient visits (1,000)
The Capital Region of Denmark	337	1,754	5.2	2,556
The Sealand Region	141	691	4.9	997
Region of Southern Denmark	227	1,067	4.7	1,728
Central Denmark Region	234	1,085	4.6	1,534
North Denmark Region	96	503	5.2	616
Total	1,035	5,100	4.9	7,431

Source: *The Danish Patient Register 2004*

Note: *Computed by region of treatment*

The regions' tasks within the health care sector are financed through four kinds of subsidies: A block grant from the state, a state activity-related subsidy, a local basic contribution, and a local activity-related contribution.

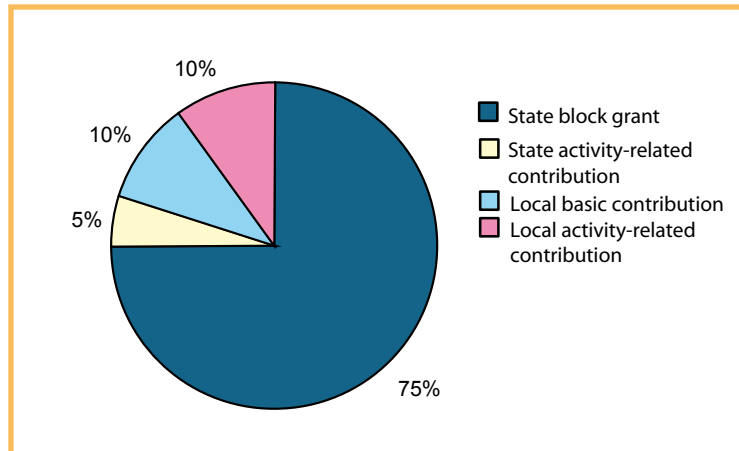
The state block grant constitutes 75 per cent of the financing. The allocation is based on objective distribution criteria.

The state activity-related subsidy constitutes up to five per cent of the financing.

The local basic contribution constitutes approx. 10 per cent of the financing. In 2007 it will amount to DKK 1,100 per inhabitant.

The local activity-related contribution, which is approx. 10 per cent of the financing, will depend on how much the citizens use the health care service.

Financing of the regions' health care expenditure



Regarding health insurance, the regions enter into agreements with general practitioners, dentists, etc. on the type of services that they will subsidise. Consequently, the regions will pay for medical care and subsidise dental care, medicine, etc.

The largest service groups are general practitioners - approx. 3,400, dentists - approx. 2,600, and physiotherapists - approx. 1,700.

Number of general practitioners, health insurance 2004

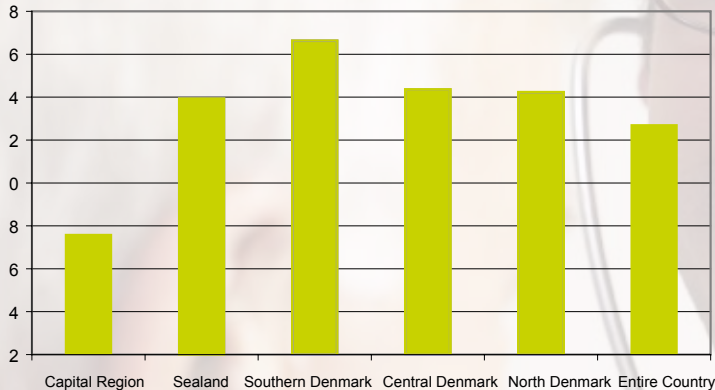
	Service groups	Inhabitants per professional
General practitioners	3,436	1,580
Specialists	1,148	4,710
Dentists	2,566	2,110
Physiotherapists	1,707	3,170
Chiropractors	262	20,650
Chiropodists	1,011	5,350
Psychologists	545	9,930

Source: Danish Regions

Note: The figures regarding physiotherapists are from 2003

General practitioners have approx. 6.3 consultations annually per inhabitant, ranging from 5.8 in The Capital Region of Denmark to 6.7 in the South Denmark Region.

Consultations with general practitioners per inhabitant in 2003 by region



Source: *The Sealand Region*

In connection with the Local Government Reform, the municipalities will take over tasks involving rehabilitation and prevention. In order to support co-operation with the municipalities, health co-ordination committees will be established to ensure correlation of the regional and the local activities regarding rehabilitation, prevention, and care. In addition, health care agreements, including agreements on the discharge process for the weak and elderly patients and agreements on prevention and rehabilitation, will be made.

Mental Health

The regions are responsible for mental health treatment.

Mental health treatment includes stationary and outpatient treatment at psychiatric hospitals, centres, and wards. It also includes district psychiatry, investigative psychosis teams, and other travelling teams. In addition, the regions should provide consulting services to regional and local institutions.

There is an annual activity of approx. 40,000 discharges, approx. 1.2 million bed days and approx. 800,000 outpatient visits. The average duration of hospitalisation is 28.7 days.

Key figures for mental health treatment in 2004 by region

Region	Discharges (1,000)	Bed days (1,000)	Average duration of hospitalisation (days)	Outpatient visits (1,000)
Capital Region of Denmark	15	561	36.4	365
Sealand Region	6	156	26.7	105
Region of Southern Denmark	9	205	22.8	173
Central Denmark Region	10	206	21.2	160
North Denmark Region	2	84	37.5	37
Total	42	1,212	28.7	840

Source: *The Danish Patient Register 2004*

Note: *Computed by region of treatment*

Social Services and Special Education

From 2007, the municipalities will have full authority and financing responsibility for those tasks within social services and special education that have previously been undertaken by the counties.

The regions will have a statutory obligation to the municipalities to provide a number of social services and to continue and develop the previous county services that the municipalities for professional or financial reasons do not wish to perform.

The individual regions and the municipalities in the region will enter into annual framework agreements that define the municipalities' use of the regional services.

The regions' expenditure will mainly be covered by the municipalities through cost-based rates. Financing of special education nationally and regionally will, however, consist of a basic contribution from all the municipalities determined by objective criteria.

In 2007, the regions will be responsible for 255 institutions with a total of 6,096 places. This corresponds to approx. 20 per cent of the current number of institutions in the counties.

Social services and special education institutions in the regions in 2007

Institutions	Institutions	Places
Day centres, adults	55	1,636
Housing, adults	113	3,196
24-hour care centres for children and young people	44	709
Reception centres	10	283
Communication centres	15	-
Special education	8	191
Other	10	81
Total	255	6,096

Source: Statement made by Danish Regions

Regional Development

The regions should ensure that goals are set for regional development. The regions should also prepare regional development plans and they will be responsible for establishing regional growth fora.

The regional development plan should present a vision for the development of the region, including cities, rural districts and remote areas as well as nature and environment, business and trade, tourism, employment, education, and culture.

Each regional council and the Regional Municipality of Bornholm have established a regional growth forum. The growth fora have representatives from trade and business, educational institutions, labour and management, and politicians from the region and the municipalities.

The growth fora's responsibility is to monitor regional and local conditions for growth. A regional business development strategy should be prepared which will be part of the basis for the development plan of the regional council. The regional councils will provide a secretarial function for the regional growth fora.

Furthermore, the regional growth fora will be responsible for prioritising use of EU's Structural Funds, i.e. the European Social and Regional Funds. The funds amount to approx. DKK 400 million a year which will be spent on strengthening regional competitiveness, growth, and employment.

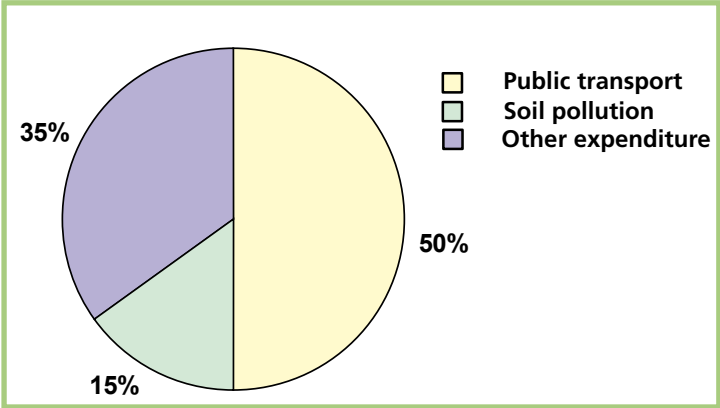
Regional business development activities may include: Innovation, use of new technology, establishment and development of new companies, development of human resources, tourism and development in remote areas.

In addition, the regions will undertake coordination of youth education and implementation of regional cultural events.

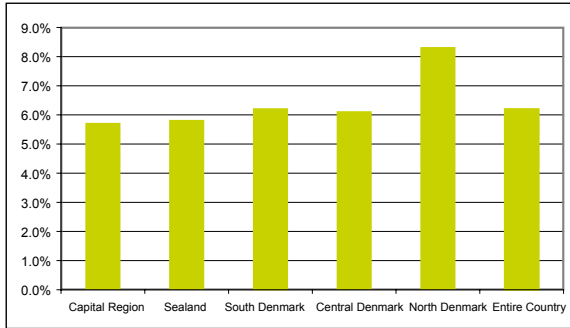
The regions' expenditure for regional development tasks, including public transport and soil pollution, will amount to approx. DKK 2 billion in 2007. The expenditure will be financed through a state block grant and a local development contribution which will amount to DKK 110 per inhabitant in 2007.

The expenditure will be distributed as follows: Approx. 50 per cent for public transport, approx. 15 per cent for activities required in connection with soil pollution and 35 per cent for other regional development activities.

Distribution of regional development expenditure

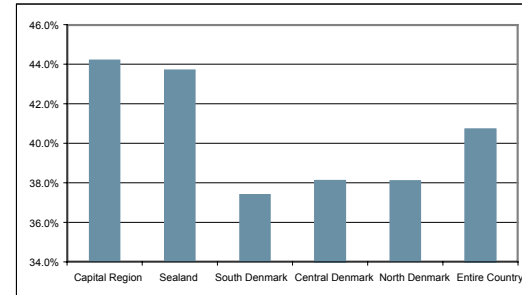


Unemployment by region, 2004



Source: Central Denmark Region

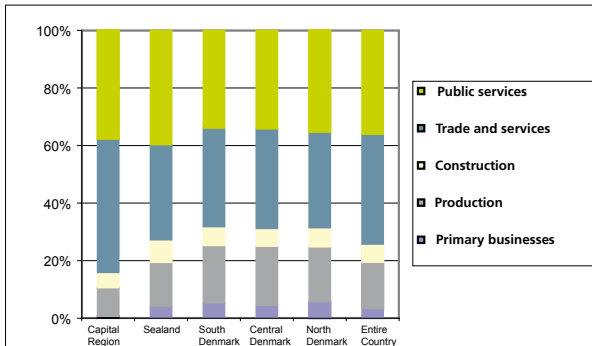
Business growth by region, 2004



Source: Central Denmark Region

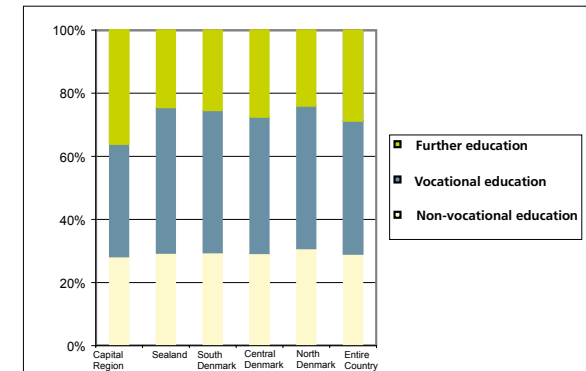
Note: The diagram illustrates the amount of workplaces in the region within industries which nation-wide had a growth rate of at least 10 per cent in the period from 1993 to 2003.

Employed persons by profession and region, 2004



Source: Central Denmark Region

Educational profile for employed persons by region, 2004



Source: Central Denmark Region

Soil Pollution

The regions are responsible for activities in relation to soil pollution. These activities include:

- Mapping and investigation.
- Monitoring.
- Prioritisation and implementation of the public cleaning-up operations on polluted land.
- Processing cases within the loss of value scheme and the OM scheme (Environmental Funds of the Oil Business).

The regions' operational expenditure in 2007 concerning these activities will amount to approx. DKK 300 million.

In terms of environment, the regions are also responsible for raw material mapping, and planning.



Expected extent of cleaning-up operations

Number of properties expected to be mapped as possibly polluted	55,000
Expected number of preliminary and supplementary investigations	43,000
Expected number of cleaning-up operations, groundwater, and problems with the indoor climate	3,300
Expected number of cleaning-up operations, private properties	5,000

Source: Material from Information Centre on Contaminated Sites

Note: The table shows an estimate of the extent of total cleaning-up operations

Public Transport

Tasks in relation to local and regional public transport will be undertaken by the new transport companies to be established by the regions in co-operation with the municipalities. The regions will appoint two and the municipalities seven members to seat in the boards of the transport companies.

The preliminary decisions regarding establishment of the transport companies indicate that there will be a total of six transport companies, one in the North Denmark Region, one in the Central Denmark Region, two in the Southern Denmark Region, one in The Sealand Region, and one in Bornholm. It is a statutory requirement that one combined company should be established in Sealand covering The Capital Region of Denmark and The Sealand Region.

The transport companies will be responsible for regional bus services, pricing and ticketing systems, time schedules, handicap services, and private railways.

The transport companies will be financed through rates and subsidies from the regions and the municipalities.

The regions will finance regional bus services, private railways, and administration. The regions' expenditure in 2007 for this purpose will amount to approx. DKK 1 billion based on the current task level in the counties.



Public bus services and private railways in 2004

Public bus services

Contribution per inhabitant (DKK)	420
Passenger share of financing (per cent)	58
Scheduled travel per inhabitant	1.7

Private railways

Number of travels (million)	10.9
Average length of travel (km)	18.4

Source: *Danish Regions*

Contact the Regions

The Capital Region of Denmark

Kongens Vænge 2
DK-3400 Hillerød
Mail: regionh@regionh.dk
Internet: www.regionhovedstaden.dk
Telephone: +45 4820 5000

The Sealand Region

Alleen 15
DK-4180 Sorø
Mail: regionsjaelland@regionsjaelland.dk
Internet: www.regionsjaelland.dk
Telephone: +45 7015 5000

Region of Southern Denmark

Damhaven 12
DK-7100 Vejle
Mail: kontakt@regionsyddanmark.dk
Internet: www.regionsyddanmark.dk
Telephone: +45 7943 2100

Central Denmark Region

Tingvej 15
DK-8800 Viborg
Mail: kontakt@regionmidtjylland.dk
Internet: www.regionmidtjylland.dk
Telephone: +45 8728 5000

North Denmark Region

Niels Bohrs Vej 30
DK-9220 Aalborg
Mail: regnord@regnord.dk
Internet: www.regionnordjylland.dk
Telephone: +45 9635 1000

Danish Regions

Dampfærgevej 22
DK-2100 Copenhagen
Mail: regioner@regioner.dk
Internet: www.regioner.dk
Telephone: +45 3529 8100

Danish Regions, Brussels Office

Rue de la Science, 4
B-1000 Brussels
Mail: arf@arf.be
Telephone: + 32 2 550 1280

Note: For some of the regions, mail addresses and telephone numbers are preliminary.

DANISH
REGIONS



Dampfærgevej 22
Box 2593
DK-2100 Copenhagen

Telephone +45 3529 8100
E-mail: regioner@regioner.dk
www.regioner.dk

3rd revised edition, 2007

Editors: Danish Regions

Graphic design: Kristine Wulff, Danish Regions

Printed by: Danish Regions

ISBN: Printed edition 978-87-7723-471-2

ISBN: Electronic edition 978-87-7723-472-9